

Event & Results Management Platform



A simple, end-to-end solution to manage sporting events

timing
SOLUTIONS

- 100% **Australian founded & owned** private business with 15 years experience
- Founded with the intention to **improve the management of grass roots sporting events**
- **Purpose built, fully integrated software and hardware** solution (including timing gates, electronic starter etc) designed specifically for **athletics, cross country and swimming**
- **Continuous improvement** of products **based on the needs of our customers**
- **Information Security and Data Privacy practices** aligned with the ISO 27001 globally recognised standards as well as Australian Privacy Laws
- **Little Athletics**
 - National supplier of results management software, ResultsHQ, to 400+ centres across Australia
 - Provide Little Athletics with an Integrated Registration Platform for five States
- **Australian Schools**
 - Support 350+ Schools with school carnivals (track & fields, cross country, swimming)
 - Fully integrated timing options using Timing Solutions purpose built hardware
 - Timing Solutions has operators to run school carnivals in VIC, NSW, QLD, WA, SA and ACT




Event Day Management

Athletics (T&F)



Swimming



Cross Country



Preparation

Significantly reduce the effort required to prepare for a school or interschool carnival

Event Day

A flexible and robust application suite to enter results via desktop or tablet, avoiding paper recording sheets

Timing Options

Intuitive TS timing hardware and software takes the effort out of track timing. Alternatively integrate with Photo Finish

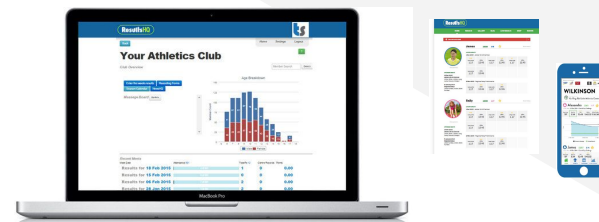
Event Nominations

Pre-allocate athletes into specific events based on acceptance criteria (age, gender, performance etc)

Points

A number of flexible points scoring options to choose from to suite your school carnival

Athlete Reporting



Reporting

An array of flexible reporting outputs to keep track of your event/s

Athlete access

Athletes / families / coaches have access to lifetime of results across multiple sports and organisations

Other sports

Ability to record, view fitness tests and other sporting results

Limited spots, book early!

Book online



www.timingsolutions.com.au/schools

Allow 1 week before carnival

Preparation




We import your:

1. Athletes
2. Records
3. Program
4. Points

We arrive 1 hour before your start

Event Day

Swimming



Athletics (T&F)



Cross Country



Live result available from first event

Reporting



Live Reporting of:

1. Results
2. Points
3. Champions
4. Records etc

Teachers, athletes and families
can access from the web portal

Electronic Timing - accurate and efficient timing

Laned races - use start line app or pre allocated lanes

Pack races - record at the finish line

Field/novelty events - use our results app or paper sheets

- **ResultsHQ** is the Timing Solutions Results Platform

Minimum Requirements for Set Up

- **Templates** including the below information:
 - Athlete Information (Name, Surname, DoB, Age/Year, Gender, House) - *email optional*
 - Program of Events (100m, 200m, long jump etc...)
 - Points Information - 1st = X 2nd = y (Division A,B, C...)
 - Records (**optional**) - Some schools like to include school records from prior years
 - Links to all the templates are on the Timing Solutions booking page
 - Timing Solutions will upload the templates into ResultsHQ

Other Options for Set Up

- Nominations - Athletes can be pre-allocated into Events, Races and Lanes
 - *These nominations can be done by*
 - School - e.g. House Co-ordinator / P.E department
 - Student / Family
 - Other schools for Inter School events

- **ResultsHQ** is the Timing Solutions Results Platform
- Results Entry - various ways to capture track results through our RaceHQ product
 - **1. Paper Recording Sheets**
 - **2. RaceHQ**
 - **Startline App** - Automatic allocation of present athletes into lanes & races
 - **Race Lane** (Draws) - School can pre allocate/nominate athletes into lanes & races
 - **Finish Line** - key in athletes and times at the finish line
 - **Pack / Distance Races**
 - **3. CompetitionHQ** - digital recording sheet
- Points Calculations
- Live Results
- Reports
 - Leaderboards
 - Exports
 - Results
 - Meet Manager Export

But Wait - There's MORE added benefits for PE Departments & Athletes

- Annual unlimited access
- Fitness testing
- Other quantitative data
- Athletes / Families are able see and track results

Recording forms

Produce Results Recording Sheets

Meet Date
Select

Hold CTRL and click to select and deselect multiple items.

Event Type: All

Event List: All

Age List: All, Grouping, 3, 4, 5, 6, 7, 8, 9, 10, 11

Gender: Both, Male, Female, Mixed

Age Grouping: Please Select

Heat Type: Please Select

Club: All, UWALAC, Winter

Add Blank Rows: Select

Sheet Type: Regular, Regular, Condensed, Extended, Handicap

Sheet Order: Age

Member Order: PB

Produce blank sheets?: NO

Click on Print High Jump Sheets prints only the High Jump events and remaining events can be printed by clicking print sheets. You still need to select the events from the events list.

Please ensure that you switch on printing of background colors and images under your browser's printing options. This enables the printing of alternating row colors on the recording sheets.

[Preview Sheets](#) [Preview High Jump Sheets](#) [Preview Race Lanes](#)

Centre Record - - U10 - M - High Jump Heat
Unit of Measure - m.cm Upload 10/M High Jump

U8-U10 Scissor U11-U17 Scissor/Fosbury

Start Time: End Time: Recorded By: Officials Signature:

				Height			
				1	2	3	4
ID	Firstname	Surname	Club	Best			
15212	Lachlan	Brennan	UWALAC	110.00			
15236	Zachary	Morphett	UWALAC	110.00			
15100	Harrison	Rogers	UWALAC	110.00			
15100	Harrison	Rogers	UWALAC	1.34			
15100	Harrison	Rogers	UWALAC	1.33			
15093	Hamish	Davis	UWALAC	1.20			
15093	Hamish	Davis	UWALAC	1.18			

U10 - M - 100m - 05 Mar 2016
Heat Upload 10/M 100m

Centre Record -
Unit of Measure - ss.ss

Start Time: End Time: Recorded By: Officials Signature:

ID	Name	Surname	Club	Results	PB
15100	Harrison	Rogers	UWALAC		15.24
15100	Harrison	Rogers	UWALAC		15.40
15100	Harrison	Rogers	UWALAC		15.51
9886	Isaac	Bourne	Winter		NA
9869	Oscar	Crosby	Winter		NA

Ongoing Results

ResultsHQ

HOME CALENDAR NOMINATIONS RESULTS RECORDS ACHIEVEMENT BOOK

NEW NOTIFICATIONS

Isobel

LATEST RESULTS

28 Oct 2023 - Competition 4 - Wolfpack 800m

800m
3:38.93

★
Shot Put
4.20

Triple Jump
6.04

★
80m Hurd
18.96

UPCOMING MEET

03 Nov 2023 - Twilight meet

Javelin
NA

Long Jump
NA

Attendance
NA

1500m
NA

400m
NA

ResultsHQ

Frederiksen

HOME CALENDAR NOMINATIONS RESULTS RECORDS ACHIEVEMENT BOOK

Isobel

200m SB: 34.36



Date	Type	Position	Result	Status	Centre
28 Oct 2023	Heat	6	37.31	★ OK	UWALAC
14 Oct 2023	Heat	10	37.37	★ OK	UWALAC
15 Sep 2023	Heat_A	-	36.13	★ OK	Ocean Net
25 Aug 2023	Heat_A	1	34.36	★ OK	Doubleview Primary School

Season PB's 2023/24

Event	Season PB	
Javelin	6.31	★
1500m	7:30.64	★
100m	17.90	★
Discus	10.49	★
800m	3:25.74	★
400m	1:31.29	★
200m	37.31	★
Long Jump	2.82	★
Triple Jump	6.23	★
Shot Put	4.20	★
80m Hurdles	18.96	★

Duties

PREPARATION



Import the following via provided templates - first time setup only

- Members
- Events
- Points
- Records

NOMINATIONS

- Athletes can be pre-allocated into Events, Races and Lanes
- Can be done by school, athlete/parent or another school (for inter school events)

EVENT DAY



Admin

- Race day scheduling
- Event nominations
- Flexible points calcs
- Reporting
- User based access



Track (RaceHQ)

- Timing software
- Flows into ResultsHQ



Field (CompHQ)

- Paperless Results Entry
- Track and/or Field
- Live or Offline

Hardware Integrations



Timing Solutions

- Timing gates
- Electronic Starter & Speaker
- Timing triggers

Third party

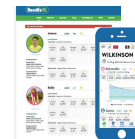
- Photo Finish
- Finishlynx

RESULTS

Individual/House Champions

- Various Reports
- Leaderboards
- Exports

ATHLETE ACCESS



Progress tracking

MEET MANAGER

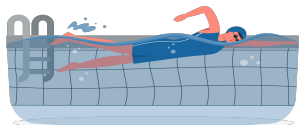
- Software integrates with Meet Manager
- Useful for Regional / State events

ResultsHQ Fees

ATHLETICS



SWIMMING



CROSS COUNTRY



OR

ANNUAL ACCESS



\$280 per event
up to 400 students, \$0.70/additional student

\$2.20/student
(60% of school student population)

HARDWARE INTEGRATIONS (AVAILABLE AT AN ADDITIONAL COST)

- Fully integrated timing options are available using Timing Solutions purpose built hardware
 - Timing Gates for Track
 - Triggers for Swimming
- Timing Solutions has operators to run school carnivals in VIC, NSW, QLD, WA, SA and ACT

Q & A



Timing Solutions is committed to protecting customer **privacy** and data **integrity**, as well as ensuring system uptime and **accessibility**. Any event that compromises these areas would ultimately be detrimental to our success.

Our **Information Security Management System (ISMS)** adopts a risk based approach to Information Security and continually seeks to align with the **ISO 27001** globally recognised standards as well as Australian Privacy Laws supported by the Office of the Australian Information Commissioner (OAIC) best practice guidance.

Some elements of our ISMS include:

Policies & Procedures

Our Information Security Management System (ISMS) was designed to give clear guidelines to staff about areas that can impact information security

Privacy Policy details:

We are custodians of our customers / associations data and do not utilise personal information unless directed by our customers
<https://www.timingsolutions.com.au/privacy-policy>

Amazon Web Services (AWS)

Our data and applications are hosted with AWS - a globally recognised web services provider. AWS are ISO 27001 compliant



Ensuring Best Practice

We leverage the expertise of AWS Partners, Mantulus, as an additional layer of assurance of our web/application environment. They assist with regular reviews and ensure our platform is secure and stable

Staff Compliance

All Timing Solutions staff are required to be trained in and compliant with our ISMS.

Staff are required to have a Working With Childrens Check (WWCC)

Information Security Incidents

Incident Response plan, including Data Breach, is a part of our ISMS
<https://www.timingsolutions.com.au/infosec>

Potential Incident/Data Breach costs mitigated by CyberSecurity Insurance

Role based access control

System access is structured around access levels that meet the needs of the users operational role in their organisation following the Data Minimisation principle

Member Financial Information

We do not hold any member financial/payment information as we rely on reputable third parties (PayPal, Stripe) to accept payments

Quality Assurance

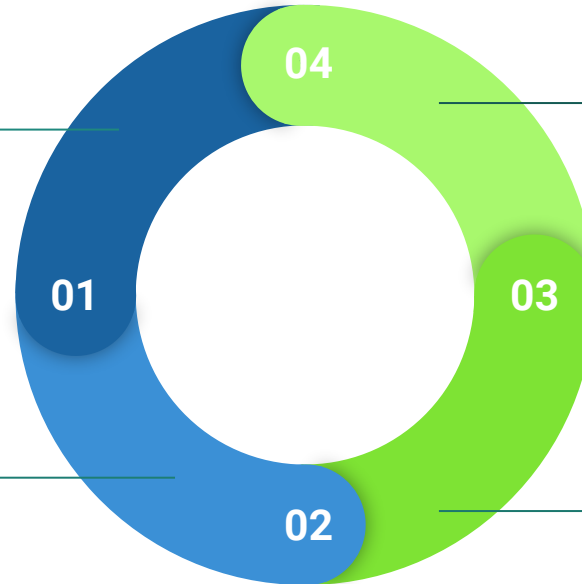
Timing Solutions is dedicated to quality assurance & continuous improvement

QA Processes:

- Implemented throughout development lifecycle
- Clear scope and acceptance criteria defined in Jira for each task
- Developers perform technical testing against acceptance criteria
- QA team validates acceptance criteria and conducts comprehensive testing

Testing and Approval:

- Manual and automated testing, including various types (unit, integration, smoke, sanity, regression)
- Feature pushed to live environment after QA team approval
- Additional final testing in live environment by QA team before customer notification



Performance Monitoring and Feedback:

- DevOps team monitors performance metrics in AWS
- Customer feedback closely monitored post-release

AWS Expert Assistance and Partnerships:

- AWS experts (Mantulus) assist in cloud environment configuration/review
- Transitioned five MA's as Registration partner